



heatilator[®]
The first name in fireplaces

Novus

direct vent & b-vent
gas fireplaces

Novus

direct vent & b-vent gas fireplaces



Cover: Novus shown with optional demi front in bronze, traditional refractory, plymouth mantel and absolute black granite.

Above: Novus shown with plymouth mantel and absolute black granite.

Traditional Style, Proven Value

The Novus is the best-selling gas fireplace of all time. Why? Stylish design elements and robust fires—paired with the proven value and dependability of Heatilator. Glowing embers, realistic logs and endless finishing options add character to any space.

Trust in the industry's most recognized brand. The Novus will deliver.

Features

- 30", 33", 36" or 42" viewing areas
- Many installation possibilities including tight spaces and corners
- Make it your own with multiple fronts, finishes and traditional or herringbone panels

IntelliFire™ Ignition System

The IntelliFire™ Ignition System (IPI) is an advanced intermittent pilot ignition system. IPI constantly monitors ignition, ensures safe functioning and conserves up to \$10/month in energy costs.



To learn more, scan the code with your smartphone, or visit heatilator.com.

Direct Vent Technology

Direct Vent fireplaces remove 100% of combustion exhaust and odors outside of the home. These sealed fireplaces provide optimal heat, conserve energy and ensure clean, safe indoor air quality.



To learn more, scan the code with your smartphone, or visit heatilator.com.

Options

Fronts




Demi Non-Operable Front

Front Finishes

Finish options shown available for the optional Demi front.



Bronze



Black

Refractory



Traditional Refractory

Controls

TotalRemote This remote control effortlessly manages heat output and comfort level. For fireplaces and inserts.

Models: RCT-MLT-HTL

Features: Hardwired Receiver, Timer Mode, Thermostat Mode, Room Temperature Readout, Flame High/Low, Fan Speed, On/Off



SmartRemote An added level of function and convenience in a remote control. For fireplaces, stoves, inserts, and gas logs with or without line power.

Models: SMARTBATTHTL-B, SMART-STAT-HTL

Features: Battery-Powered or Hardwired Receiver, Timer Mode, Thermostat Mode, Room Temperature Readout, On/Off



IntelliSwitch200 This wall switch is designed exclusively for Heatilator fireplaces with the IntelliFire ignition system.

Models: WSK200-HTL

Features: On/Off, Auto Battery Backup, Battery Strength Indicator, Pilot Activation, Fan Speed



Additional Options Not Pictured

- Fan Kit
- Gas Conversion Kits
- Outside Air Kit (for B-vent models only)
- Mantels and Surrounds

Venting

- Direct Vent: DVP pipe
- B-Vent: 5" B-vent pipe

Models* Available

MODEL	BTU/HR INPUT(NG)	OPENING SIZE
NBV/NDV3630I	14,000 - 20,000	30" (762mm)
NBV/NDV3933I	15,000 - 22,000	33" (838mm)
NBV/NDV4236I	17,000 - 25,000	36" (914mm)
NBV/NDV4842I	20,500 - 30,000	42" (1067mm)

U.S. Efficiencies

Steady State - Since most homeowners use their fireplaces for an extended time while they are in the room, Steady State measures how efficiently your fireplace converts fuel to heat once it is warmed up and running in a "steady state".

AFUE - AFUE rating is more typically used with appliances, like your furnace, that continually cycle on and off to maintain a constant temperature.

Canada Efficiencies

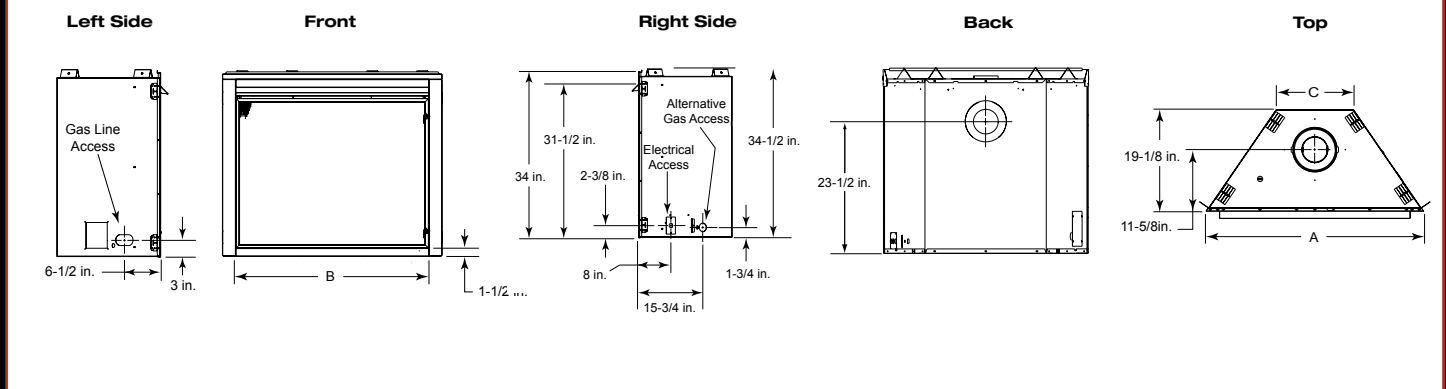
EnerGuide (CSA P.4.1-02) - EnerGuide is a rating used in Canada to measure annual fireplace efficiency.

Rating	NDV3630	NDV3933	NDV4236	NDV4842
Steady State	75%	78%	73%	77%
AFUE	52%	48%	52%	56%

Rating	NDV3630	NDV3933	NDV4236	NDV4842
EnerGuide (CSA P.4.1-02)	55%	51%	54%	58%

Technical Specifications

MODEL	FRONT WIDTH (A)	BACK WIDTH (C)	HEIGHT	DEPTH	GLASS SIZE (B)
NBV/NDV3630I	35" (889mm)	8-5/8" (219mm)	34" (864mm)	19-1/8" (486mm)	30" w x 22-5/8" h
NBV/NDV3933I	38" (965mm)	11-5/8" (279mm)	34" (864mm)	19-1/8" (486mm)	33" w x 22-5/8" h
NBV/NDV4236I	41" (1041mm)	14-5/8" (371mm)	34" (864mm)	19-1/8" (486mm)	36" w x 22-5/8" h
NBV/NDV4842I	47" (1194mm)	20-5/8" (508mm)	34" (864mm)	19-1/8" (486mm)	42" w x 22-5/8" h

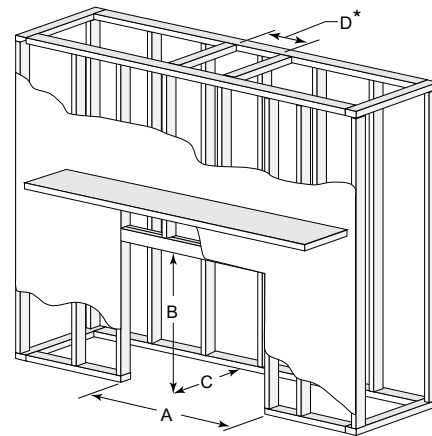
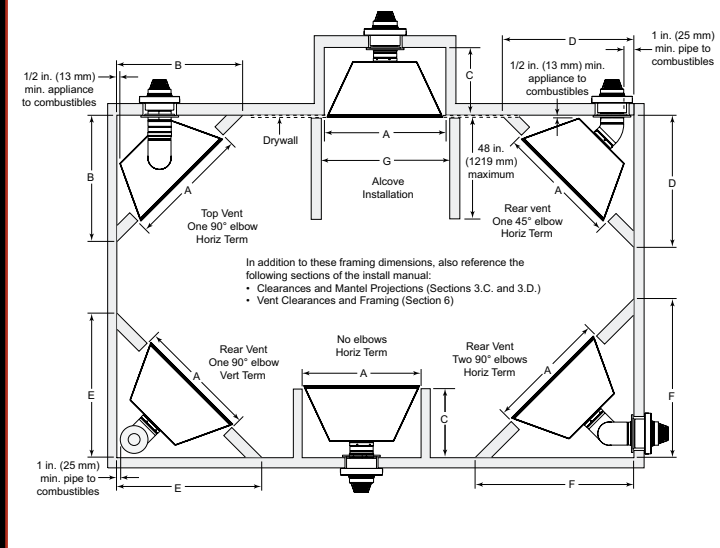


Clearances

MODEL	A	B	C	D	E	F	G
NBV/NDV3630I	36" (914mm)	33-1/2" (851mm)	19-5/8" (498mm)	43-3/8" (1102mm)	47" (1194mm)	53-1/4" (1353mm)	37" (940mm)
NBV/NDV3933I	39" (991mm)	35-1/2" (902mm)	19-5/8" (498mm)	43-3/8" (1102mm)	47" (1194mm)	53-1/4" (1353mm)	40" (1016mm)
NBV/NDV4236I	42" (1067mm)	37-5/8" (956mm)	19-5/8" (498mm)	43-3/8" (1102mm)	47" (1194mm)	53-1/4" (1353mm)	43" (1092mm)
NBV/NDV4842I	48" (1219mm)	41-7/8" (1064mm)	19-5/8" (498mm)	43-3/8" (1102mm)	47" (1194mm)	53-1/4" (1353mm)	49" (1245mm)

Framing

MODEL	A ROUGH OPENING (WIDTH)	B ROUGH OPENING (HEIGHT)	C ROUGH OPENING (DEPTH)	D ROUGH OPENING (DVP PIPE)	D ROUGH OPENING (SLP PIPE)
NBV/NDV3630I	36" (914mm)	34-7/8" (886mm)	19-5/8" (498mm)	10" (254mm)	9" (229mm)
NBV/NDV3933I	39" (991mm)	34-7/8" (886mm)	19-5/8" (498mm)	10" (254mm)	9" (229mm)
NBV/NDV4236I	42" (1067mm)	34-7/8" (886mm)	19-5/8" (498mm)	10" (254mm)	9" (229mm)
NBV/NDV4842I	48" (1219mm)	34-7/8" (886mm)	19-5/8" (498mm)	10" (254mm)	9" (229mm)



* For B-Vent pipe clearance dimensions, please refer to pipe manufacturers installation specifications.

The rough framing dimensions shown represent the distance from stud to stud only and do not take into consideration the addition of drywall. Please refer to installation instructions for complete specifications and drawings when installing this product. Go to heatilator.com to download.

Available From

heatilator
The first name in fireplaces

a brand of
Hearth & Home Technologies®

1915 West Saunders Street
Mt. Pleasant, Iowa 52641
800-927-6841 | heatilator.com

[facebook.com/Heatilator](https://www.facebook.com/Heatilator)
twitter.com/Heatilator
[youtube.com/HeatilatorFireplaces](https://www.youtube.com/HeatilatorFireplaces)

HTL-1009U-0813

Limited Lifetime Warranty*

The strongest in the industry, Heatilator provides a limited lifetime warranty on gas-burning products of the most important aspects: firebox and heat exchanger.

*For full warranty details go to heatilator.com.

The information provided in this literature is for planning purposes only and subject to change. Please consult the installation manual for actual installation. Actual product appearance may differ from product images.

Fireplace glass and other surfaces get extremely HOT and can cause severe burns if touched. Do not remove the protective safety screen from the front of the glass. Keep a safe distance away. To learn more visit: www.heatilator.com/fireplacesafety.

Canada

ENERGUIDE

Look for the **EnerGuide**
Gas Fireplace Energy
Efficiency Rating in this brochure

Based on CSA P.4.1-02

