

## WALL MOUNT / BUILT-IN SERIES

LED Lighting • Heater & Fan

### ADVANCED SERIES FEATURES

- Can be wall mounted or built-in • **NEW** LED ember lights in log set
- **NEW** 13 surround backlight colours on 4 sides • **NEW** Touch pad
- Hardwire ready • Heat vented from top • Digital display
- Programmable thermostat • 3 stage heater
- 4 stage front and 4 stage internal back lighting • Remote control for flame and heater • Separate remote control for surround back lighting
- Approx. heating area 400-500 sq. ft. • Plug on right side
- Three colours of fireglass media & log set included in the box

### ENHANCED SERIES FEATURES

- Can be wall mounted or built-in • **NEW** LED ember lights in log set
- **NEW** Hardwire ready • Heat vented from bottom
- 13 surround back light colours on 3 sides • 3 stage heater
- 4 stage front and 4 stage internal back lighting
- Temperature maintenance control
- 1 Remote control for flame, heater & surround backlighting
- Approx. heating area 400-500 sq. ft.
- Plug on left side • Three colours of fireglass media & log set included

Note: BI-50-FLUSHMT-BLKGLS and WM-BI-2428-VLR do not have surround back light feature.



### ADVANCED SERIES DESIGNER STEEL SURROUNDS

**NEW** Now available in WM-BI-58-6421

### DESIGNER SERIES:

#### DESIGN SPECIALTIES SURROUND OPTION



The WM-BI-2428-VLR can be built-in, wall mounted flat or across a corner. Accessories included are: real coal, 6 pce. log set & sable fire glass. **OPTIONAL** curved glass surround (*not shown*) is available for purchase

## ZERO CLEARANCE & INSERTS

LED Lighting • Heater & Fan

**NEW** LED ember lights in log set • Hard wire ready

- \*Heat is vented out the top *except on flush mount models where heat is vented from the face of the surround* • Clean black glass surround
- No grills • 4 stage front and 4 stage internal back lighting
- Latest LED light technology • Front and rear control for flame and heater included • Approx. heating area 400 - 500 sq. ft.
- Plug on the left side • Flame operates with or without heat
- Remote control for flame & heater
- Optional Mantle available for ZECL-30-3226 in Espresso finish
- Three colours of fire glass media and log set in the box

**ZERO CLEARANCE** - Designed for new construction or renovations

### DESIGNER SERIES:

#### NEW DESIGN SPECIALTIES SURROUND OPTION



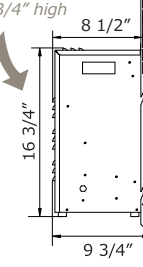
**INSERTS** - Perfect alternative to a gas insert.

Breathe new life into an older masonry fireplace.

### DESIGNER SERIES:

#### NEW DESIGN SPECIALTIES SURROUND OPTION

**LOOK!** The INSERT-26 is just 16 3/4" high




Models shown in the top three rows all come standard with a LED ember log set and 3 colours of decorative fire glass media. **Note: Except WM-BI-2428-VLR**

## NEW FIRE & ICE SERIES

LED Lighting • Heater & Fan

- Vibrant multi-colored state-of-the-art flame** that is easily changed from blue to purple to golden yellow with just a click of the remote.
- Striking white glass surround
- 4 stage lighting • Hard wire ready
- Front & rear control for flame & heater included
- Approx. heating area 400-500 sq. ft.
- Flame operates with or without heat • Remote control for flame and heater
- All models come with a white glass surround.
- Fire & Ice models come only with large glass chunks, clear & blue diamond fire glass media.
- Only WM-BI Models have 13 colours of surround back lighting



Decorative media included for Fire & Ice Series

### DESIGNER SERIES:

#### NEW DESIGN SPECIALTIES SURROUND OPTION

### DESIGNER SERIES:

#### NEW DESIGN SPECIALTIES SURROUND OPTION

### DESIGNER SERIES:

#### NEW DESIGN SPECIALTIES SURROUND OPTION

## ARTISAN SERIES

LED No Heater • No Fan

- Artisan concrete surrounds
- Hand cast in the USA
- No heater • No Fan
- Can be wall mounted or built-in
- Featuring LED flame technology
- Surround can be nearly flush with wall
- 12 volt
- Remote control included
- Easy to reach manual controls
- Comes with three colours of fire glass media (shown)



Fire Glass Media for Artisan units



## WALL MOUNT SERIES

Incandescent • Heater & Fan

- Incandescent Light
- Heater with Fan
- Easy to install 2 step-process
- Flame operates with or without heat
- Remote control for flame and heater included
- On demand heat - great for zone heating
- 120 Volt - 1500 Watt / 5000 btu heater
- Approximate heating area 400-500 sq. ft.
- Low operating cost with 100 % high efficiency
- Plug on right side



## NEW BUILT-IN-DEEP

2 flame sets • 12" Deep

- Vibrant multi-colored state-of-the-art flame** that is easily changed from blue to purple to golden yellow with just a click of the remote.
- 12" Deep • Built-in only • Hard wire ready
- Dual Flame technology - 2 flame sets
- Front & rear control for flame & heater included
- Approx. heating area 400-500 sq. ft.
- Flame operates with or without heat
- Remote control for flame and heater
- Comes with large glass chunks (3 for 50" & 6 for 72"), clear & blue diamond fire glass media, a 6 piece log set, and optional optional black steel surround.

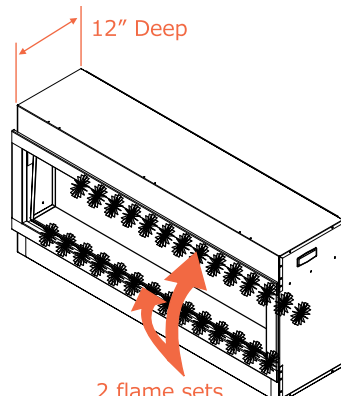


Decorative media and 6 pce log set included for BI-50-DEEP & BI-72-DEEP



12 " Deep plus true clean face installation - allowing for drywall or finishing material built right to the glass.

BUILT-IN ONLY - 12" DEEP






DESIGN SPECIALTIES  
POWDER COAT

STANDARD FINISHES



Proudly made in the USA, each Design Specialties door is hand crafted to the specifications of each order. Due to the nature of the anodizing, plating and powder coat processes, slight variations in colour may occur. In particular, finishes including, but not limited to, Forged Iron, Sierra Copper, Rustic Copper, Black Silver Edge and Black Copper Edge.

ARTISAN FINISHES



Variations in colour and shade are inherent in all printing processes, the actual colours may vary slightly from those shown in this brochure. Please visit your local dealer to view a sample.




Blacksmith style overlay shown in Artisan finish Sierra Copper



Mission Style overlay shown in standard finish Cast Iron

ARTISAN CONCRETE SURROUNDS - available for the BLT-IN-5124 only

Styles & Colours:



Classico - Natural Finish Only



Venetian Grey Natural Finish



Tuscan Cream Natural Finish



Moderno - Honed Finish Only



Venetian Grey Honed Finish



Tuscan Cream Honed Finish

Made in the USA, Amantii's artisan concrete surrounds are beautiful to look at, transforming any space and providing years of enjoyment. Part of the unique quality of concrete is that textures and irregularities are part of its charm. As such it is not uncommon to find slight surface irregularities and color variations from piece to piece. Each piece is cast by hand and the finest color pigments have been used for the optimal in color consistency.

Unit and face are designed to fit flush against the wall when built-in.

DESIGNER STEEL SURROUNDS - available for the WM-BI-43-5123 & WM-BI-58-6421 only




Black




Candy Apple Red



Coastal Blue



Gallery White



Architects Grey



Modern Auburn



Beveled Edges - Our designer steel fronts are 1-1/2" thick, adding richness and beauty.

OPTIONAL ACCESSORIES - decorative media available for purchase



Hz-05 - Golden Rod



Hz0-06 - Blaze



Hz-07 - Sunset Orange



Hz-08 - Sable



Fi-108 - Diamond



LOGSET

Also available (not shown): 2428-CURVEDGLS - Curved glass surround for the WM-BI-2428-VLR, please see price list for more details.

Variations in colour and shade are inherent in all printing processes, the actual colors may vary slightly from those shown in this brochure. Please visit your local dealer to view a sample.

Distributed by:



Amantii  
ELECTRIC FIREPLACES

Phone: 888.406.8764  
Fax: 877.498.4206

Visit us on the web  
by scanning the code  
or visiting amantii.com



2014 Product Index

Amantii  
ELECTRIC FIREPLACES