



heatilator®
The first name in fireplaces

Heirloom

direct vent gas fireplace

Heirloom

direct vent gas fireplace



Cover: Heirloom 42 shown with firescreen front in bronze, castlewood refractory and custom surround.

Left: Heirloom 36 shown with firescreen arch front in bronze, herringbone refractory and custom surround.

Superior Style, Exceptional Value

The Heirloom provides authentic masonry style without the costs of a site-built masonry fireplace. The largest 36, 42 and 50-inch viewing areas in their class showcase intense fires and textured brick refractories. Powerful heat and high-efficiency performance help make the Heirloom a welcomed addition in any home.

- Direct Vent options offer installation flexibility
- Maximum viewing areas in each size with tall, prominent openings
- Big performance and a bold masonry appearance
- Multiple clean finishing options for a unique look
- Optional Heat Zone kit available to route heated air to other areas of the home.

IntelliFire™ Plus Ignition System

The IntelliFire™ Plus Ignition System (IPI Plus) is an advanced intermittent pilot ignition system with memory settings and a programmable wireless control. IPI Plus constantly monitors ignition, ensures safe functioning and conserves up to \$10/month in energy costs.



To learn more, scan the code with your smartphone, or visit heatilator.com.

Direct Vent Technology


Direct Vent fireplaces remove 100% of combustion exhaust and odors outside of the home. These sealed fireplaces provide optimal heat, conserve energy and ensure clean, safe indoor air quality.




To learn more, scan the code with your smartphone, or visit heatilator.com.

Options

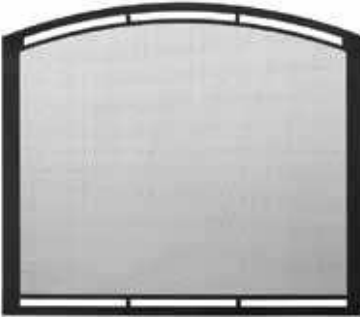
Fronts & Doors



Firescreen




Firescreen Cabinet



Firescreen Arch

Finishes



Black



Bronze



Heirloom 50 shown with firescreen cabinet front in black, herringbone refractory and custom surround.

Additional Options Not Pictured

- Heat Zone kit
- Gas conversion kits
- Mantels and surrounds

Venting

- Direct Vent: DVP pipe

Refractories



Traditional



Herringbone



Castlewood
(As a kit only)

Standard Controls

IntelliFire Plus RC200 The RC200 is specifically designed for use with the IntelliFire Plus Ignition System, and comes standard with the Heirloom. This wireless control offers flexibility to either mount on the wall or use as a remote.

Features: On/Off, Auto Battery Backup, Pilot Activation, 5-Step Flame Height, Fan Speed, Child Lock, Wall Docking Station



Models Available

MODEL	BTU/HR INPUT(NG)	GLASS SIZE
HEIR36T/H	27,000 - 45,000	36" x 31" (914 x 787mm)
HEIR42T/H	30,000 - 54,000	42" x 36" (1067 x 914mm)
HEIR50T/H	37,000 - 65,000	50" x 40" (1270 x 1016mm)

U.S. Efficiencies

Steady State - Since most homeowners use their fireplaces for an extended time while they are in the room, Steady State measures how efficiently your fireplace converts fuel to heat once it is warmed up and running in a "steady state".

AFUE - AFUE rating is more typically used with appliances, like your furnace, that continually cycle on and off to maintain a constant temperature.

Canada Efficiencies

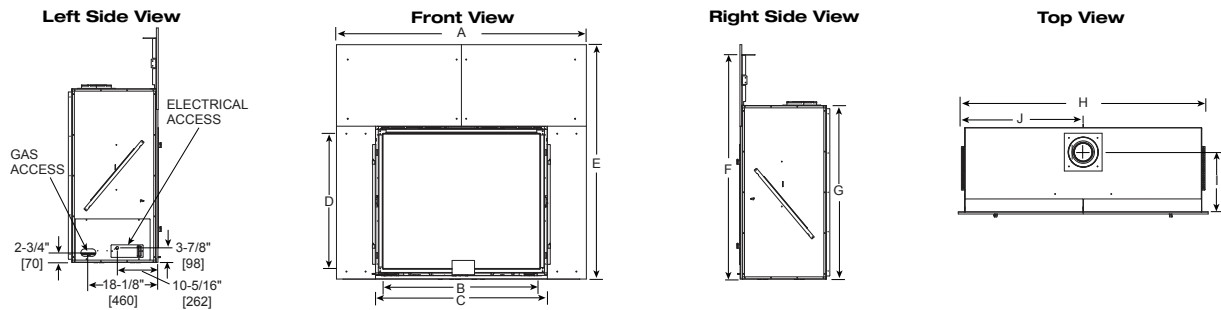
EnerGuide (CSA P.4.1-02) - EnerGuide is a rating used in Canada to measure annual fireplace efficiency.

Rating	HEIR36T/H	HEIR42T/H	HEIR50T/H
Steady State	76.2%	77.2%	68.2%
AFUE	56.7%	66.7%	66.0%

Rating	HEIR36T/H	HEIR42T/H	HEIR50T/H
EnerGuide (CSA P.4.1-02)	59.6%	67.0%	67.5%

Technical Specifications

MODEL	FRONT WIDTH (A)	BACK WIDTH (I)	HEIGHT (H)	DEPTH	GLASS SIZE
HEIR36	61" (1549mm)	59-1/4" (1505mm)	57-5/8" (1464mm)	24" (610mm)	36" x 31" (914 x 787mm)
HEIR42	67" (1702mm)	65-5/16" (1659mm)	62-5/8" (1591mm)	24" (610mm)	42" x 36" (1067 x 914mm)
HEIR50	75" (1905mm)	73-5/16" (1862mm)	66-5/8" (1692mm)	24" (610mm)	50" x 40" (1270 x 1016mm)

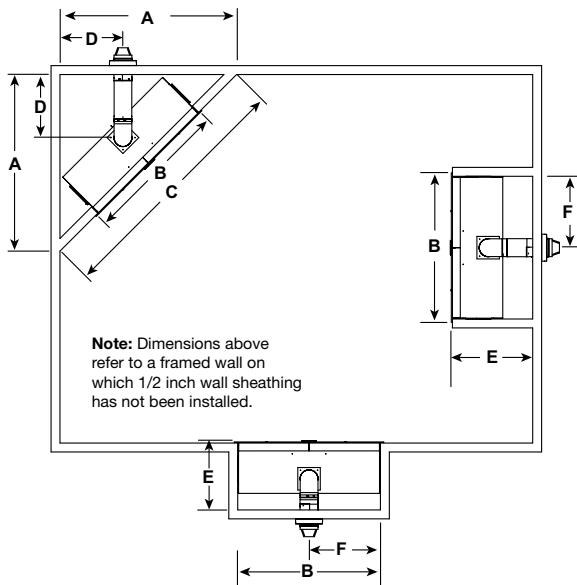


*Front dimensions include non-combustible material which overlaps framing

MODEL	A	B	C	D	E	F	G	H	I	J
HEIR36	61" (1549mm)	35-7/8" (911mm)	39-7/8" (1013mm)	31-1/16" (789mm)	57-5/8" (1464mm)	54-15/16" (1395mm)	41-3/8" (1042mm)	59-1/4" (1505mm)	16" (406mm)	29-5/8" (752mm)
HEIR42	67" (1702mm)	41-7/8" (1064mm)	45-7/8" (1165mm)	36-1/16" (916mm)	62-5/8" (1591mm)	59-15/16" (1522mm)	46-3/8" (1178mm)	65-5/16" (1659mm)	16" (406mm)	32-11/16" (830mm)
HEIR50	75" (1905mm)	49-7/8" (1267mm)	53-7/8" (1368mm)	40-1/16" (1018mm)	66-5/8" (1692mm)	63-15/16" (1624mm)	50-3/8" (1280mm)	73-5/16" (1862mm)	16" (406mm)	36-11/16" (932mm)

Clearances

MODEL	A	B	C	D	E	F
HEIR36	74-1/4" (1886mm)	59-1/2" (1511mm)	105" (2667mm)	26-1/2" (673mm)	23-1/2" (597mm)	29-3/4" (756mm)
HEIR42	78-9/16" (1995mm)	65-9/16" (1665mm)	111-1/16" (2821)	28-5/8" (727mm)	23-1/2" (597mm)	32-13/16" (833mm)
HEIR50	84-1/4" (2140mm)	73-9/16" (1868mm)	119-1/8" (3026mm)	31-1/2" (800mm)	23-1/2" (597mm)	36-13/16" (935mm)

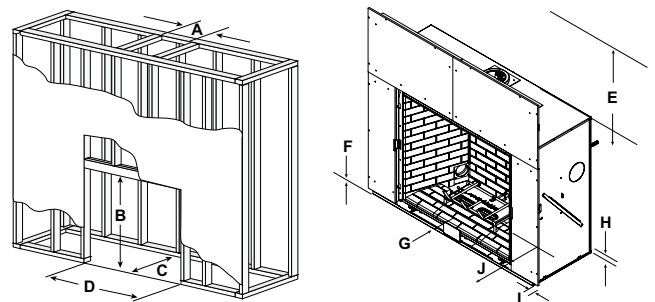


The rough framing dimensions shown represent the distance from stud to stud only and do not take into consideration the addition of drywall. Please refer to installation instructions for complete specifications and drawings when installing this product. Go to heatilator.com to download.

Framing

MODEL	A ROUGH OPENING (VENT PIPE)	B ROUGH OPENING (HEIGHT)	C ROUGH OPENING (DEPTH)	D ROUGH OPENING (WIDTH)	E CLEARANCE TO CEILING
HEIR36	10" (254mm)	56" (1422mm)	24" (610mm)	59-1/2" (1511mm)	39-1/2" (1003mm)
HEIR42	10" (254mm)	61" (1549mm)	24" (610mm)	65-9/16" (1665mm)	39-1/2" (1003mm)
HEIR50	10" (254mm)	65" (1651mm)	24" (610mm)	73-9/16" (1868mm)	39-1/2" (1003mm)

MODEL	F COMBUSTIBLE TO FLOOR	G COMBUSTIBLE FLOORING	H BEHIND APPLIANCE	I SIDES OF APPLIANCE	J FRONT OF APPLIANCE
HEIR36	0" (0mm)	See Install Manual	1" (25mm)	1" (25mm)	36" (914mm)
HEIR42	0" (0mm)	See Install Manual	1" (25mm)	1" (25mm)	36" (914mm)
HEIR50	0" (0mm)	See Install Manual	1" (25mm)	1" (25mm)	36" (914mm)



Available From

heatilator
The first name in fireplaces

a brand of
Hearth & Home Technologies Inc.

1915 West Saunders Street
Mt. Pleasant, Iowa 52641
800-927-6841 | heatilator.com

[facebook.com/Heatilator](https://www.facebook.com/Heatilator)
twitter.com/Heatilator
[youtube.com/HeatilatorFireplaces](https://www.youtube.com/HeatilatorFireplaces)

HTL-1081U-0912

Limited Lifetime Warranty*

The strongest in the industry, Heatilator® provides a limited lifetime warranty on gas-burning products of the most important aspects: firebox and heat exchanger.

*For full warranty details go to heatilator.com.

The information provided in this literature is for planning purposes only and subject to change. Please consult the installation manual for actual installation. Actual product appearance may differ from product images.

Fireplace, stove and insert surfaces get extremely HOT and can cause severe burns if touched. Keep a safe distance away. To learn more visit: www.heatilator.com/fireplacesafety

Canada

ENERGUIDE

Look for the **EnerGuide**
Gas Fireplace Energy
Efficiency Rating in this brochure

Based on CSA P.4.1-02

